



Home Magic

Magic tricks with stuff from home

Linked

Props:

Two paperclips and a dollar bill.

The Effect:

Two paperclips are attached to a folded dollar bill. When you pull on the ends of the bill, they jump off and magically link together.

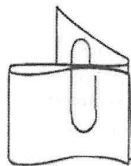
Before the show:

Fold a bill in thirds like this. Fold the left edge up and over Washington's face. Fold the right edge away from you behind Washington.

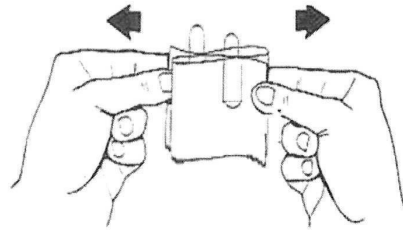


Show:

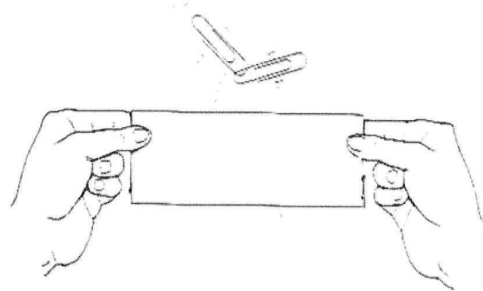
1. Attach a clip to the right side of the folded bill. Clip the section closest to you to the middle section.
2. Turn the bill over as though you were turning a page in a book.
3. Repeat step 1, attaching the second clip.



3. Hold the top corners of the bill tightly.

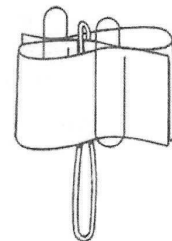


4. Give a sharp pull on the two ends of the bill, pulling your hands away from each other. The clips will link as they jump off the bill.



Variation

Before folding the bill, put a rubber band around it. Then fold the bill. The rubber band should only be on the middle section. Then attach the paper clips. When you pull the ends, the clips will magically attach to each other and the rubber band.



Cecil's Magic
Cecilsmagic.net
208-755-0203